


**INJECTING  
AGILITY  
FOR  
BREAKTHROUGH PROJECT RESULTS**



## PROJECT MANAGEMENT STATISTICS

- Only 29% of projects are successful (Standish Group Chaos Report)
- Every year, over \$2T dollars are wasted due to inappropriate project management (Brightline Initiative)
- One in 6 projects fails so badly that it threatens the existence of the company (McKinsey and Co.)

## PILLARS OF PROJECT AGILITY

1) Early and Consistent Feedback

2)


3)


4)

## PILLARS OF PROJECT AGILITY

- 1) Early and Consistent Feedback
- 2) Small Cross Functional Teams
- 3)
- 4)

## SMALL CROSS FUNCTIONAL TEAMS












## PILLARS OF PROJECT AGILITY

- 1) Early and Consistent Feedback
- 2) Small Cross Functional Teams
- 3) Work Visibility (Kanban)
- 4)

# WORK VISIBILITY

Example of a Kanban Board

Backlog	In Progress (3)	Peer Review (3)	In Test (1)	Done	Blocked
					
Fast Track/ Defect					

## PILLARS OF PROJECT AGILITY

- 1) Early and Consistent Feedback
- 2) Small Cross Functional Teams
- 3) Work Visibility (Kanban)
- 4) Continuous Improvement

## PILLARS OF PROJECT AGILITY

- 1) Early and Consistent Feedback
- 2) Small Cross Functional Teams
- 3) Work Visibility (Kanban)
- 4) Continuous Improvement